

# **Safe-Heat<sup>®</sup>**

**Direct & Indirect Fired Heaters**

**Equipment is Available for Immediate Delivery Nationwide!**

**Call 24 Hours a Day**  
**Phone: 888.889.3209**  
**safeheat.com**

**Safe-Heat**  
**1100 Atlantic Ave.**  
**Rocky Mount, NC 27801**

# Safe-Heat<sup>®</sup>

Direct & Indirect Fired Heaters



# Safe-Heat®

Direct & Indirect Fired Heaters

888.889.3209

## Applications

- Construction
- Manufacturing
- Building & Plant Maintenance
- Tents & Special Events
- Back-Up/Emergency Heating
- Building Drying & Dehumidification
- Restoration
- Mold Remediation
- Disaster Recovery
- Pest Control








**Safe-Heat** Heaters are field tested and rental tough. **Safe-Heat** Heaters have been manufactured in the U.S.A. for over 20 years. With patented design technology and heavy duty construction they have become a proven favorite in the construction, industrial, and special event heating markets.

**Safe-Heat** has built its reputation on direct and indirect fired heaters but also offers steam and electric heaters. With an expanded product offering **Safe-Heat** Heaters are now penetrating new markets as discerning customers utilize heat technology in restoration, mold remediation, and pest control.







We use the following certification agencies:








# Heating Equipment

| Direct-Fired Heaters   | <br><b>SH-500</b> | <br><b>SH-1000</b> | <br><b>SH-2500</b> | <br><b>SH-2000</b> | <br><b>SH-4000</b> |
|------------------------|--|---|---|---|---|
| Heating Capacity BTU/h | 100,000 - 500,000  | 400,000 - 1,000,000   | 750,000 - 2,000,000   | 400,000 - 2,000,000   | 1,750,000 - 4,000,000   |
| CFM                    | 4,600  | 5,250   | 10,000  | 10,750  | 22,250  |
| Fuel Type              | Propane/NG   | Propane/NG  | Propane/NG  | Propane/NG  | Propane/NG  |
| Power Supply           | 120V,<br>7 amps, 1ph   | 120V,<br>13 amps, 1ph   | 208/230V,<br>12.2/11 amps, 1ph  | 208/230V,<br>28/25 amps, 1ph  | 230/460V,<br>40/20 amps, 3ph  |
| Net Weight             | 135 lbs  | 195 lbs   | 250 lbs   | 1,300 lbs   | 1,500 lbs   |
| Dimensions, WxDxH      | 30 x 42 x 24 in  | 33 x 48 x 25 in   | 37 x 58 x 29 in   | 60 x 110 x 48 in  | 88 x 133 x 65 in  |
| Certification          | CSA/AGA  | CSA/AGA   | CSA Pending   | CSA/AGA   | CSA/AGA   |

NG = Natural Gas

| Indirect-Fired Heaters | <br><b>ITA-45 &amp; ITA-75</b> | <br><b>IMA 61 - 185</b> | <br><b>IMAC-2000S-PN</b> | <br><b>IMAC-2000S-O</b> | <br><b>IDF-500</b> | <br><b>IDF-2000</b> |
|------------------------|---|--|---|---|---|--|
| Heating Capacity BTU/h | 154,000 - 240,000   | 225,000 - 700,000  | 700,000   | 700,000   | 500,000   | 2,000,000  |
| CFM                    | 1,850 - 2,350   | 3,500 - 7,600  | 6,500   | 6,500   | 4,100   | 12,500   |
| Fuel Type              | Fuel Oil  | Fuel Oil, Propane/NG   | Propane/NG  | Fuel Oil  | Fuel Oil  | Fuel Oil   |
| Power Supply           | 120V/60Hz   | 120V/60Hz &<br>240V/60Hz   | 208V,<br>13 amps, 3ph   | 208V,<br>13 amps, 3ph   | 230V,<br>13 amps, 1ph   | 208/240/480V,<br>23/20/10 amps, 3ph  |
| Net Weight             | 231 & 289   | 485, 964 & 1,288   | 1,235 lbs   | 1,235 lbs   | 1,000 lbs   | 3,400 lbs  |
| Dimensions, WxDxH      | 64 x 24 x 35<br>85 x 26 x 39  | 78 x 28 x 50<br>87 x 31 x 53<br>107 x 36 x 60  | 54 x 94.5 x 32 in   | 54 x 94.5 x 32 in   | 49 x 96 x 47 in   | 78 x 161 x 65 in   |
| Certification          | CSA   | CSA  | CSA/AGA   | CSA/AGA   | CSA Burner  | CSA Burner   |

NG = Natural Gas

| Electric & Steam Heaters/Fans | <br><b>CEH-51</b> | <br><b>CEH-204</b> | <br><b>STM-500</b> | <br><b>HP Fan</b> | <br><b>SF-10</b> |
|-------------------------------|--|---|---|--|---|
| Heating Capacity BTU/h        | 51,195   | 204,720   | 684,000   | n/a  | n/a   |
| CFM                           | 800  | 1,100 - 2,700   | 4,000   | 6,000  | 10,900  |
| Fuel Type                     | Electric   | Electric  | Steam   | Electric   | Electric  |
| Power Supply                  | 480V,<br>36 amps, 3ph  | 480V,<br>74 amps, 3ph   | 120V,<br>1ph  | 230V,<br>23 amps, 1ph  | 115V,<br>6.4 amps, 1ph  |
| Net Weight                    | 50 lbs   | 170 lbs   | 225 lbs   | 250 lbs  | 65 lbs  |
| Dimensions, WxDxH             | 41 x 24 x 36 in  | 34 x 46 x 36 in   | 66 x 34 x 36 in   | 39 x 36 x 28 in  | 38 x 38 x 17 in   |
| Certification                 | UL Components  | UL Components   | CSA   | ETL  | n/a   |